

Hubgrade

PERFORMANCE

Greenhouse Gases Savings by Hubgrade Performance Plant since 2010

KEY FIGURES

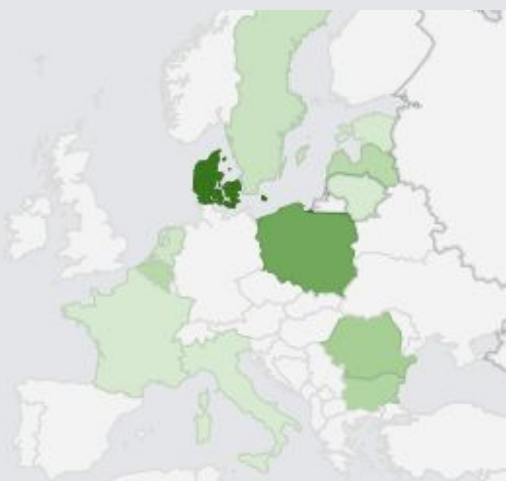
In 2020

- **75** Wastewater Treatment Plants
- **15 M** People Equivalent

Savings in CO₂ - eq

- **303 k tonnes** in 12 years
- **301 tonnes** /100 k PE /year

COUNTRIES

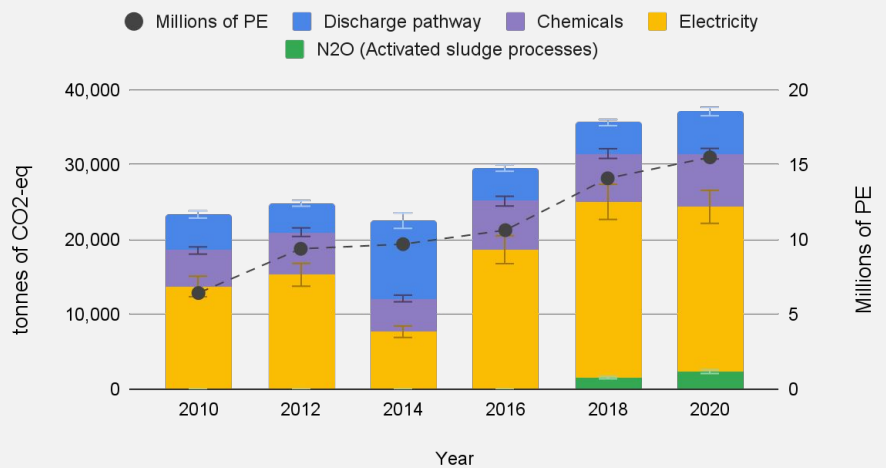


20,000 4,704,300

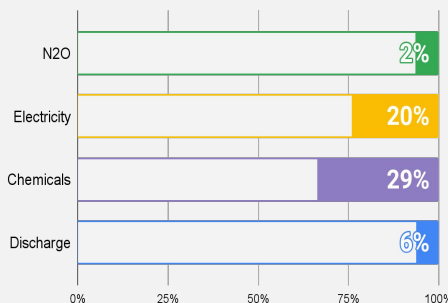
People Equivalent per Country with Hubgrade

NB: the savings presented here only correspond to the options selected by our customers, the overall saving potential is even higher.

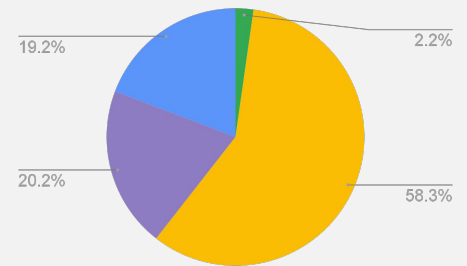
Greenhouse gases savings with Hubgrade Performance Plant module per year



Savings per category

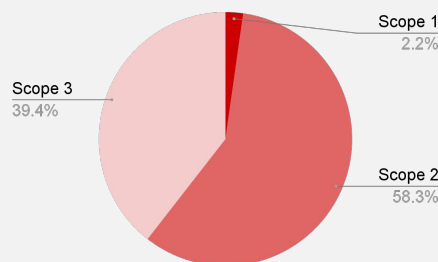


Hubgrade Performance Plant module savings achieved per Category

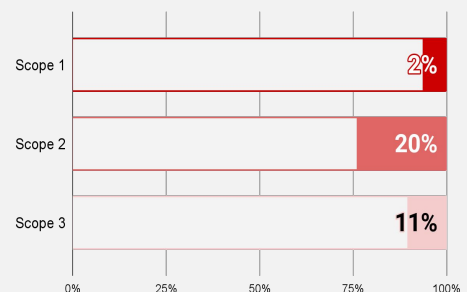


Total savings splitted per Category

Savings per scope



Total savings splitted per Scope



Hubgrade Performance Plant module savings achieved per Scope